



Dream[®]
Chef

www.dreamchef.kr

DREAMCHEF Vina Co., Ltd.

OSLO

Dream[®]
Chef

THE BEST OF BEST
COOKWARE

KOREA HEADQUARTERS
VIETNAM BRANCH

DREAMCHEF

CATALOGUE

HEADQUARTERS

98,Jeolgol-ro, Tongjin-eup, Gimpo-si, Gyeonggi-do 10029,
Republic of Korea. Tel : +82 31 989 9432

MANUFACTURING PLANT

Lot A_6A, DA4 Street, Thoi Hoa Industrial Park,
Thoi Hoa Ward,Ben Cat District Vietnam. Tel : +84 274 3599 432



Company History Time Line

1999 Established DaeYoung Reverse

2001 Changed company name to DeaYoung Reverse co.,ltd

2005 Changed company name to Dreamchef co.,ltd

Started selling in Woori Home shopping(Lotte)

2006 Registered to Korea Venture Business Association(#20060200386)

2007 Obtained Innovative Venture Company Certificate INNO-BIZ(#7061-1440)

2007 Started selling in JAPANESE TV Home Shopping(SHOP CHANNEL)

Obtained ISO9001,ISO14001 Certificate

2010 Selected as promising business in Gyeonggi Province by Governor of Gyeonggi Province by Governor of Gyeonggi Province

2012 May Launched Ecoramic Terra Ceramic Pot Set in Hyundai(Home Shopping)

Feb Sold 100,000 sets of Ecoramic far infrared Fry pan

2013 Jan Launched Ecoramic Diamond Fry pan Set in Hyundai(Home Shopping)

Feb Launched Ecoramic Diamond Fry pan Set in Home& Shopping(H&S)

Mar Launched Ecoramic Daily Ceramic Pot Set in Hyundai

May Launched Ecoramic Daily Ceramic Pot Set in H&S

June Launched Ecoramic Daily Ceramic Pot Set in Lotte

Sep Exported to 14 countries (Germany, US, Japan, Italia, Australia, Malaysia, China, and so on)

2014 Oct Participated in HK House ware Convention(Mega Show)

Dec Sold 100,000 sets of Ecoramic Daily Ceramic Pot

2015 Aug Sold over 55 Million USD on TV Home Shopping

Dec Exported to 21 countries

2016 Dec Exported to 30 countries

Dec Launched Oslo IH Fry pan Set in Hyundai

2017 Mar Sold over 75 Million USD on TV Home Shopping

Sep Launched Oslo IH Cookware Set in Hyundai

2018 Aug Sold over 95 Million USD on TV Home Shopping

2019 Mar Established Manufacturing plant in Vietnam

2020 Mar Launched Ecoramic Brand in Vietnam(Coop Mart, Aeon VN, Lotte VN, VTV, VGS, SCJ Home Shopping



한국 본사
Headquarter-Korea



베트남 제조공장
Manufacturing plant-Vietnam



건강하고 안전한 요리의 시작
 주방은 단순한 요리의 공간에서 벗어나 행복한 생활을 위한 공간으로 점차 변화하고 있습니다.
 드림셰프는 이러한 변화에 맞추어 고객이 사용하는 주방용품이
 더욱 안전하고 혁신적인 기능을 갖출 수 있도록 새로운 숨결을 불어넣고 있습니다.
 빛나는 주방을 위한 드림셰프
 고객이 추구하는 가치와 함께하는 제품을 개발하기 위한 노력은
 드림셰프가 추구하는 기업정신입니다.
 드림셰프는 고객의 빛나는 주방을 위해 끊임없는 연구와 최선을 다할것입니다. 감사합니다.

Dreamchef started in S. Korea in 1998, and moved our operations to Vietnam in 2018.

Since then, we have continued to produce high quality aluminum pots and pans.

We serve customers internationally, with a focus on North American,

Korea, Asia and Europe. We are excited to explore a partnership.

Dreamchef develops partnerships with companies that meet our profile of 'good companies' to collaborate with. We seek to build long-term relationships by providing excellent customer service, on-time lead times, high quality and transparent pricing. In return, we look for partners that are looking for similar things and want to collaborate with us to build out their business. We're constantly listening to our customers: finding out what they need, how they need it and when they need it. It's not rocket science.

We simply realize our customers' satisfaction is the most important thing we can offer.

김양영(KIM YANG YOUNG)
 CEO



OSLO

KOKKER PREMIUM
HOME PARTY SERIES

노르딕 감성을 담은 프리미엄 쿡 웨어



OSLO

KOKKER PREMIUM HOME PARTY SET





OSLO KOKKER POT SET

Strong material & Unique design

Item Code	Description	Dimension(mm)	Height(mm)	Side(mm)	Bottom(mm)
-----------	-------------	---------------	------------	----------	------------



SAUCE PAN 18CM

180

95

2

4.0



RICE COOKER 20CM

200

130

2

4.0



SAUCE POT 22CM

220

115

2

4.0



SAUCE POT 24CM

240

150

2

4.0

Dream[®]
Chef

OSLO

NORD HOME PARTY SET

*Between
Convenience
&
Practicality*

NORD






DreamChef premium cook ware
DreamChef premium cook ware

Present your kitchen

*Luxurious
&
Convenient*





OSLO NORD PAN SET

Strong material & Unique design

Item Code	Description	Dimension(mm)	Height(mm)	Side(mm)	Bottom(mm)
-----------	-------------	---------------	------------	----------	------------



SQUARE PAN 19*23CM

190*230

40

2

4.0



FRY PAN 28CM

280

60

2

4.0



WOK PAN 28CM

280

85

2

4.0



DUAL POT 22CM

220

120

2

4.0

OSLO

FJORD FRYING PAN SERIES

*Between
Convenience
&
Practicality*

fjord
OSLO





FJORD





OSLO FJORD PAN SET

Strong material & Unique design

Item Code	Description	Dimension(mm)	Height(mm)	Side(mm)	Bottom(mm)
	SAUCE PAN 18CM	180	95	3.8	4.0
	FRY PAN 26CM	260	55	3.8	4.0
	WOK PAN 26CM	260	80	3.8	4.0
	GRILLED SKILLET 21*29CM	210*290	45	3.8	4.0



Ecoramic

Modern pot sets

밤하늘을 닮은 깊은 블랙
빙하를 닮은 순수한 화이트
통주물로 빚어낸 자연스러운 곡선과
모던한 감성의 조화

Dream[®]
Chef

Dream[®]
Chef

*Dream Chef
Modern JH Pot series
ceramic coating, eco-friendly
present to your family*



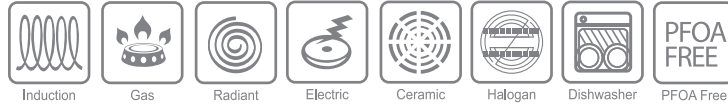
*Dream Chef
premium
cookware*



에코라믹 모던 IH
냄비 세트

ECORAMIC Modern IH POT Set

요리는 건강하게, 세척은 편리하게, 사용은 오래오래.
셀프베이스팅을 가능하게 하는 돔형 뚜껑과 견고한 바디 모두 통주물로 소재로 제작되었으며,
제품 전체에 흐르는 곡선과 모던한 컬러의 조화로 주방에 감성을 더합니다.
스테인레스 찜기와, 독특한 웨일의 프라이팬까지 포함된 완벽한 구성입니다.



18cm SAUCE PAN
DIA × HEIGHT(mm) 180 / 87
SIDE / BOTTOM(mm) 2.5 / 4



20cm SAUCE POT
DIA × HEIGHT(mm) 200 / 97
SIDE / BOTTOM(mm) 2.5 / 4



24cm SAUCE POT
DIA × HEIGHT(mm) 240 / 120
SIDE / BOTTOM(mm) 2.5 / 4



24cm STEAMER
DIA × HEIGHT(mm) 240 / 45



26cm FRY PAN
DIA × HEIGHT(mm) 260 / 52-68
SIDE / BOTTOM(mm) 2.5 / 4

Dream Chef Ecoramic blooming pot set

Blossom in your kitchen



Dream[®]
Chef

*Dream chef
Blooming pot series
Ceramic coating, eco-friendly
Bring flamboyance to kitchen*

*Dream Chef
premium cook ware*



Ecoramic blooming pot set

Peach pink

Blooming pot series Peach pink



Induction



Gas



Radiant



Electric



Ceramic



Halogan



Dishwasher



PFOA
FREE

Item Code	Description	Dimension(mm)	Height(mm)	Side(mm)	Bottom(mm)
	SAUCE PAN 18CM	180	90	2.5	4.0
	CASSEROLE 22CM	220	80	2.5	4.0
	SAUCE POT 16CM	160	75	2.5	4.0
	SAUCE POT 20CM	200	100	2.5	4.0
	SAUCE POT 24CM	240	120	2.5	4.0
	SAUCE POT 26CM	260	160	2.5	4.0
	SAUCE POT 28CM	280	160	2.5	4.0



Ecoramic blooming pot set

Olive green

Blooming pot series

Olive green



Induction



Gas



Radiant



Electric



Ceramic



Halogan



Dishwasher



PFOA
FREE

PFOA Free

Item Code	Description	Dimension(mm)	Height(mm)	Side(mm)	Bottom(mm)
	SAUCE PAN 18CM	180	90	2,5	4,0
	CASSEROLE 22CM	220	80	2,5	4,0
	SAUCE POT 16CM	160	75	2,5	4,0
	SAUCE POT 20CM	200	100	2,5	4,0
	SAUCE POT 24CM	240	120	2,5	4,0
	SAUCE POT 26CM	260	160	2,5	4,0
	SAUCE POT28CM	280	160	2,5	4,0



Daily Fry pan set

Daily Cookware in Daily life

볶고, 지지고, 끓이고,
모든 요리를 손쉽게
자꾸자꾸 손이가는
데일리 프라이팬 세트





DAILY FRY PAN SET

Bright Pink color



Gas



Radiant



PFOA Free



Electric



Ceramic



Halogan



Dishwasher



Induction

Option

Item Code	Description	Dimension(mm)	Height(mm)	Side(mm)	Bottom(mm)
	JUMBO SQUARE PAN 220*23CM	200 x 230	40	1.5	3.0
	FRY PAN 18CM	180	40	1.5	3.0
	FRY PAN 20CM	200	43	1.5	3.0
	FRY PAN 24CM	240	50	1.5	3.0
	FRY PAN 26CM	260	50	1.5	3.0
	FRY PAN 28CM	280	50	1.5	3.0
	FRY PAN 30CM	300	55	1.5	3.0
	WOK PAN 18CM	180	65	1.5	3.0
	WOK PAN 20CM	200	70	1.5	3.0
	WOK PAN 24CM	240	70	1.5	3.0
	WOK PAN 26CM	260	80	1.5	3.0
	WOK PAN 28CM	280	80	1.5	3.0
	WOK PAN 30CM	300	85	1.5	3.0
	WOK PAN 32CM	320	95	1.5	3.0
	28cm GLASS LID				



JOI POT SERIES

SCRATCH FREE SILICONE RIM

HEATPROOF SIDE HANDLES

FAST HEAT TRANSFER





JOI POT SERIES

Most popular pot design



Gas



Radiant



PFOA Free



Electric



Ceramic



Halogen








Dishwasher



Induction

Option

Item Code	Description	Dimension(mm)	Height(mm)	Side(mm)	Bottom(mm)
	JOI SAUCE PAN 18CM	180 x 480	105	2.5	4.0
	JOI SAUCE POT 20CM	200 x 260	110	2.5	4.0
	JOI SAUCE POT 24CM	240 x 300	120	2.5	4.0
	JOI CASSEROLE 24CM	240 x 300	80	2.5	4.0
	JOI STOCK POT 28CM	280 x 340	175	2.5	4.0

Slim Series

*Slim
1&2*



SLIM1 FRY & WOK SERIES

Most popular fry & wok design



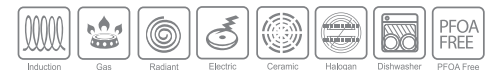
slim1



Item Code	Description	Dimension(mm)	Height(mm)	Side(mm)	Bottom(mm)
	SLIM EGG PAN 15*18CM	150*180	35	2,0	3,0
	SLIM FRY PAN 20CM	200	50	2,0	3,0
	SLIM FRY PAN 24CM	240	50	2,0	3,0
	SLIM FRY PAN 26CM	260	55	2,0	3,0
	SLIM FRY PAN 28CM	280	60	2,0	3,0
	SLIM FRY PAN 30CM	300	60	2,0	3,0
	SLIM WOK PAN 20CM	200	65	2,0	3,0
	SLIM WOK PAN 22CM	220	70	2,0	3,0
	SLIM WOK PAN 24CM	240	70	2,0	3,0
	SLIM WOK PAN 26CM	260	75	2,0	3,0
	SLIM WOK PAN 28CM	280	75	2,0	3,0
	SLIM WOK PAN 30CM	300	75	2,0	3,0

SLIM2 FRY PAN & WOK SERIES

Most popular fry & wok design



slim2



Item Code	Description	Dimension(mm)	Height(mm)	Wall(mm)	Bottom(mm)
	SLIM FRY PAN 20CM	200	50	2,0	3,0
	SLIM FRY PAN 24CM	240	50	2,0	3,0
	SLIM FRY PAN 26CM	260	55	2,0	3,0
	SLIM FRY PAN 28CM	280	60	2,0	3,0
	SLIM FRY PAN 30CM	300	60	2,0	3,0
	SLIM WOK PAN 20CM	200	65	2,0	3,0
	SLIM WOK PAN 22CM	220	65	2,0	3,0
	SLIM WOK PAN 24CM	240	70	2,0	3,0
	SLIM WOK PAN 26CM	260	75	2,0	3,0
	SLIM WOK PAN 28CM	280	75	2,0	3,0
	SLIM WOK PAN 30CM	300	75	2,0	3,0

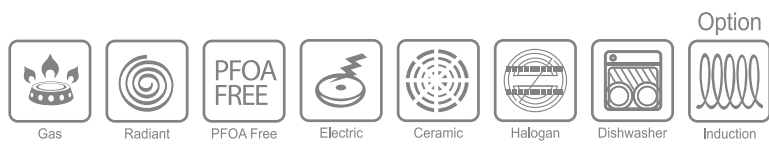


V-LINE PASTEL TONE POT SERIES

요리는 건강하게
세척은 편리하게
사용은 오래오래
주방이 화사해지는 파스텔 컬러
에코라믹 브이라인 냄비 시리즈



CORAL PINK SKY BLUE



V LINE FRY SAUCE POT & PAN SERIES

Most popular fry & wok design

SKY BLUE

CORAL PINK



Description	Dimension(mm)	Side(mm)	Bottom(mm)
V LINE SAUCE PAN 18CM	180 x 93	2.5	4.0
V LINE SAUCE POT 16CM	160 x 65	2.5	4.0
V LINE SAUCE POT 18CM	180 x 93	2.5	4.0
V LINE SAUCE POT 20CM	200 x 97	2.5	4.0
V LINE SAUCE POT 24CM	240 x 120	2.5	4.0
V LINE CASSEROLE 22CM	220 x 65	2.5	4.0
V LINE STOCK POT 26CM	260 x 170	2.5	4.0
V LINE STOCK POT 28CM	280 x 180	2.5	4.0



V-LINE

V PATTERN PAN SERIES

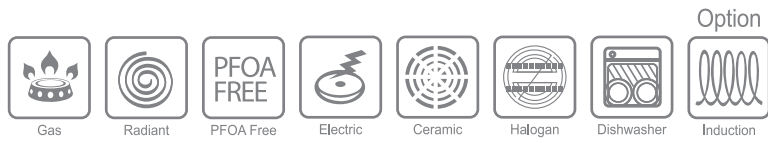
요리는 건강하게
세척은 편리하게
사용은 오래오래
에코라믹 브이라인 프라이팬 시리즈



ECORAMIC VLine Frypan series Series

PFOA, 납, 카드뮴 제로 / 친환경, 항균 코팅 / 강한 내구성과 넉스틱력 / 손쉬운 세척

Free PFOA, Pb, Cd / Eco-friendly and anti-bacterial coating / Strong durability and non-stick function / Easy to clean



20cm FRY PAN DIA×HEIGHT(mm) 200x47.5 SIDE/BOTTOM(mm) 2.5/3.5

24cm FRY PAN DIA×HEIGHT(mm) 240x51.5 SIDE/BOTTOM(mm) 2.5/3.5

26cm FRY PAN DIA×HEIGHT(mm) 260x53.5 SIDE/BOTTOM(mm) 2.5/3.5

28cm FRY PAN DIA×HEIGHT(mm) 280x55.5 SIDE/BOTTOM(mm) 2.5/3.5

30cm FRY PAN DIA×HEIGHT(mm) 300x59 SIDE/BOTTOM(mm) 2.5/3.5



20cm WOK PAN DIA×HEIGHT(mm) 200x70 SIDE/BOTTOM(mm) 2.5/3.5

24cm WOK PAN DIA×HEIGHT(mm) 240x70 SIDE/BOTTOM(mm) 2.5/3.5

26cm WOK PAN DIA×HEIGHT(mm) 260x81.5 SIDE/BOTTOM(mm) 2.5/3.5

28cm WOK PAN DIA×HEIGHT(mm) 280x83.7 SIDE/BOTTOM(mm) 2.5/3.5

30cm WOK PAN DIA×HEIGHT(mm) 300x88.5 SIDE/BOTTOM(mm) 2.5/3.5

32cm WOK PAN DIA×HEIGHT(mm) 320x93.5 SIDE/BOTTOM(mm) 2.5/3.5

34cm WOK PAN DIA×HEIGHT(mm) 320x94 SIDE/BOTTOM(mm) 2.5/3.5

28cm SQUARE GRILL PAN DIA×HEIGHT(mm) 280x56 SIDE/BOTTOM(mm) 2.5/3.5

28cm SHALLOW GRILL PAN DIA×HEIGHT(mm) 280x50 SIDE/BOTTOM(mm) 2.5/3.5

SPECIAL PAN SERIES



언밸런스 프라이팬 UNBALANCE FRY PAN

26cm DIA×HEIGHT(mm) 260×71,3 SIDE/BOTTOM(mm) 1.7/3,3
 28cm DIA×HEIGHT(mm) 280×75,02 SIDE/BOTTOM(mm) 1.7/3,3
 30cm DIA×HEIGHT(mm) 300×81,8 SIDE/BOTTOM(mm) 1.7/3,3



언밸런스 워팬 UNBALANCE WOK PAN

26cm DIA×HEIGHT(mm) 260×98,3 SIDE/BOTTOM(mm) 1.7/3,3
 28cm DIA×HEIGHT(mm) 280×105 SIDE/BOTTOM(mm) 1.7/3,3
 30cm DIA×HEIGHT(mm) 300×111,8 SIDE/BOTTOM(mm) 1.7/3,3

이지멀티팬 EASY MULTI PAN

18cm DIA×HEIGHT(mm) 180×95 SIDE/BOTTOM(mm) 1.8/3,5
 26cm DIA×HEIGHT(mm) 260×80 SIDE/BOTTOM(mm) 1.8/3,5
 30cm DIA×HEIGHT(mm) 300×90 SIDE/BOTTOM(mm) 1.5/3,2
 32cm DIA×HEIGHT(mm) 320×95 SIDE/BOTTOM(mm) 1.5/3,2

팬케익팬 PANCAKE PAN

28cm DIA×HEIGHT(mm) 280×30 SIDE/BOTTOM(mm) 1.7/3,3

나눔팬 5section Pan

26cm DIA×HEIGHT(mm) 280x250x40 SIDE/BOTTOM(mm) 1.8/3.5

피자팬 Pizza Pan

28cm DIA×HEIGHT(mm) 280x25,73 SIDE/BOTTOM(mm) 2,0/3,5

양면팬 Twin Pan

S-size DIA×HEIGHT(mm) 274x230x24 SIDE/BOTTOM(mm) 2,7/4,2

DIA×HEIGHT(mm) 274x230x32 SIDE/BOTTOM(mm) 2,7/4,2

L-size DIA×HEIGHT(mm) 308x249x30 SIDE/BOTTOM(mm) 2,7/4,2

DIA×HEIGHT(mm) 308x249x50 SIDE/BOTTOM(mm) 2,7/4,2



그리들팬 Griddle Pan

S-size DIA×HEIGHT(mm) 330x390x40

L-size DIA×HEIGHT(mm) 360x420x40



PROMOTION SET

Most popular fry & wok design

Item Code	Description	Size
OSLO IH POT SET	OSLO IH FRY PAN SET	18CM SAUCE PAN,20,24CM SAUCE POT,24CM MULTI POT,13x18CM EGG PAN
OSLO IH FRY PAN SET	TITAN POT SET-PINK	13x18CM EGG PAN,20,26CM FRY PAN 26CM WOK PAN,18CM SAUCE POT
TITAN POT SET-PINK	TITAN POT SET-BLUE	18CM SAUCE PAN,20,26CM SAUCE POT,22CM CASSEROLE
TITAN POT SET-BLUE	STONE POT SET-PINK	18CM SAUCE PAN,20,26CM SAUCE POT,22CM CASSEROLE
STONE POT SET-PINK	STONE POT SET-BLUE	18CM SAUCE PAN,20,24CM SAUCE POT,22CM CASSEROLE
STONE POT SET-BLUE		18CM SAUCE PAN,20,24CM SAUCE POT,22CM CASSEROLE



PROMOTION SET
Most popular fry & wok design

Item Code	Description	Size
	DIAMOND FRY PAN SET	28CM FRY PAN,28CM WOK PAN,28CM GLASS LID,KNOB
	CURLING STONE FRY PAN SET	28CM FRY PAN,28CM WOK PAN,28CM GRILL PAN
	TITAN STONE FRY PANS SET	20,26,28CM FRY ,28CM WOK,28CM GRILL,28CM 2 HANDLE WOK+GLASS LID,KNOB
	W LINE STONE POT SET	20,24CM POT,26,28CM STOCK POT,22CM CASSEROLE,28CM FRY PAN
	W LINE HOFFMAN YELLOW POT SET	20,24CM POT,26,28CM STOCK POT,22CM CASSEROLE,28CM FRY PAN 272 x 160
	S LINE POT SET	18CM SAUCE PAN,20,24,28CM POT,24CM CASSEROLE



PROMOTION SET

Most popular fry & wok design

Item Code	Description	Size
	OSLO KOKKER IH POT SET	18CM SAUCE PAN,20CM RICE COOKER,22CM SAUCE POT,24CM SAUCE POT
	OSLO NORD IH FRY PAN SET	19x23CM SQUARE PAN,22CM DUAL POT,28CM FRY PAN,28CM WOK PAN
	OSLO FJORD IH FRY PAN SET	18CM SAUCE PAN,21*29CM GRILLED SKILLET,26CM FRY PAN,26CM WOK PAN
	DAILY FRY PAN SET	28CM FRY PAN,28CM WOK PAN,20*23CM SQUARE PAN
	BLACK SAPPHIRE IH PAN SET	28CM FRY PAN,28CM WOK PAN,24CM FRY PAN, 20CM SAUCE PAN
	DAILY HOME SET	20CM SAUCE POT,24CM SAUCE POT,28CM SAUCE POT,22CM WOK PAN, 26CM FRY PAN



PROMOTION SET

Most popular fry & wok design

Item Code	Description	Size
	BLOOMING CERAMIC POT SET-AVOCADO GREEN	18CM SAUCE PAN,20CM POT,22CM CASSEROLE,24CM POT
	BLOOMING CERAMIC POT SET-PEACH PINK	18CM SAUCE PAN,20CM POT,22CM CASSEROLE,24CM POT
	MODERN CERAMIC POT SET	18CM SAUCE PAN,20CM POT,22CM CASSEROLE,24CM POT
	PEBBLE CERAMIC POT SET	18CM SAUCE PAN,20CM POT,24CM POT,26CM DEEP POT
	JOI CERAMIC POT SET	18CM SAUCE PAN,20CM POT,24CM CASSEROLE,24CM POT,28CM DEEP POT



SLIM 3 PAN SERIES

NO.	SIZE	DESCRIPTION	DIMENSION (L * W * H)	DIAMETER	WALL THICKNESS	BOTTOM THICKNESS (GAS)	BOTTOM THICKNESS (INDUCTION)
1	18CM	18CM FRY PAN	355 x 189 x 45 MM	189 MM	1.5MM	2.2MM	3.0MM
2	20CM	20CM FRY PAN	390 x 209 x 50 MM	209 MM	1.5MM	2.2MM	3.0MM
3	22CM	22CM FRY PAN	410 x 229 x 52 MM	229 MM	1.5MM	2.2MM	3.0MM
4	24CM	24CM FRY PAN	455 x 249 x 55 MM	249 MM	1.5MM	2.2MM	3.0MM
5	26CM	26CM FRY PAN	470 x 269 x 60 MM	269 MM	1.5MM	2.2MM	3.0MM
6	28CM	28CM FRY PAN	495 x 289 x 60 MM	289 MM	1.5MM	2.2MM	3.0MM
7	30CM	30CM FRY PAN	515 x 309 x 58 MM	309 MM	1.5MM	2.2MM	3.0MM
8	20CM	20CM WOK PAN	390 x 209 x 66 MM	209 MM	1.5MM	2.2MM	3.0MM
9	22CM	22CM WOK PAN	410 x 229 x 70 MM	229 MM	1.5MM	2.2MM	3.0MM
10	24CM	24CM WOK PAN	455 x 249 x 75 MM	249 MM	1.5MM	2.2MM	3.0MM
11	26CM	26CM WOK PAN	470 x 269 x 75 MM	269 MM	1.5MM	2.2MM	3.0MM
12	28CM	28CM WOK PAN	495 x 289 x 75 MM	289 MM	1.5MM	2.2MM	3.0MM
13	30CM	30CM WOK PAN	515 x 309 x 90 MM	309 MM	1.5MM	2.2MM	3.0MM
14	15*18CM	15*18CM EGG PAN	375 x 160 x 35 MM	160 X 190 MM	1.5MM	2.2MM	3.0MM



MULTI PAN SERIES

NO.	SIZE	DESCRIPTION	DIMENSION (L * W * H)	DIAMETER	WALL THICKNESS	BOTTOM THICKNESS (GAS)	BOTTOM THICKNESS (INDUCTION)
1	20CM	20CM MULTI PAN	310 x 210 x 70 MM	210 MM	1.6MM	3.2MM	4.0MM
2	26CM	26CM MULTI PAN	465 x 270 x 75 MM	270 MM	1.6MM	3.2MM	4.0MM
3	28CM	28CM MULTI PAN	485 x 290 x 80 MM	290 MM	1.6MM	3.2MM	4.0MM
4	30CM	30CM MULTI PAN	525 x 310 x 85 MM	310 MM	1.6MM	3.2MM	4.0MM



NO.	SIZE	DESCRIPTION	DIAMETER (Out - mm)	HEIGHT (mm)	WALL THICKNESS	BOTTOM THICKNESS (GAS)	BOTTOM THICKNESS (INDUCTION)	Body Weight with Induction
1	20CM	20CM FRY PAN	208	50	1.40	1.90	2.40	320
2	26CM	26CM FRY PAN	268	57	1.40	1.90	2.40	460
3	28CM	28CM FRY PAN	288	58	1.40	1.90	2.40	575
4	30CM	30CM FRY PAN	308	59	1.40	1.90	2.40	635
5	24CM	24CM WOK PAN	248	71	1.40	1.90	2.40	420
6	28CM	28CM WOK PAN	288	76	1.40	1.90	2.40	550
7	20CM	20CM DEEP PAN	208	72	1.40	1.90	2.40	365
8	24CM	24CM DEEP PAN	248	81	1.40	1.90	2.40	465
9	26CM	26CM DEEP PAN	268	86	1.40	1.90	2.40	590
10	28CM	28CM DEEP PAN	288	91	1.40	1.90	2.40	630
11	13*18CM	13*18CM EGG PAN	140X190	35	1.40	1.90	2.40	330
12	20*24CM	20*24CM EGG PAN	210x250	38	1.40	1.90	2.40	480



NO.	SIZE	DESCRIPTION	DIAMETER (Out - mm)	HEIGHT (mm)	WALL THICKNESS	BOTTOM THICKNESS (INDUCTION)	Body Weight with Induction
1	20CM	20CM SAUCE PAN	208	89	1.60	3.10	504
2	24CM	24CM LOW POT	248	84	1.60	3.10	679
3	24CM	24CM SAUCE POT	248	124	1.60	3.10	761
4	28CM	28CM SAUCE POT	288	124	1.60	3.10	963